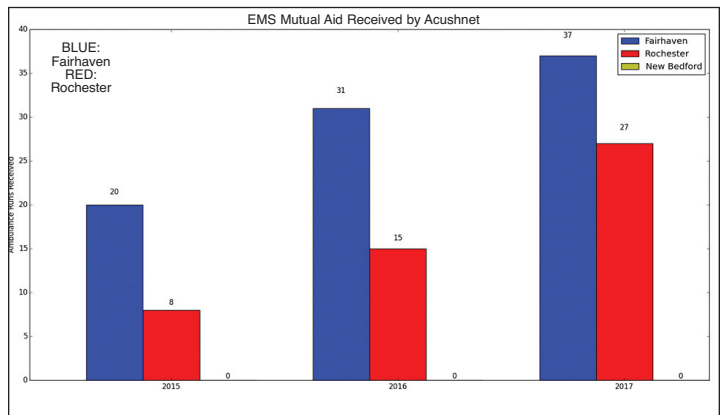
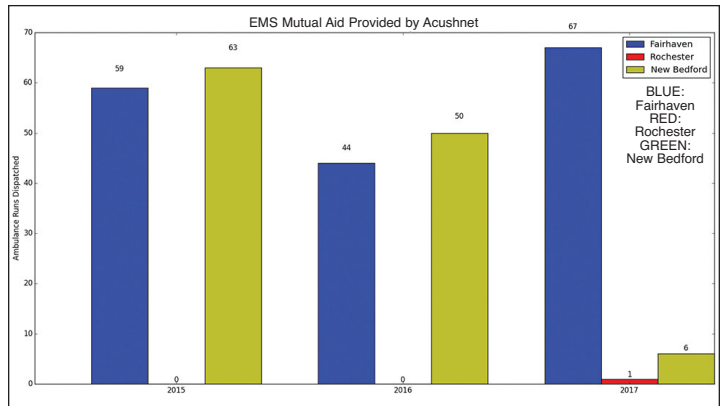
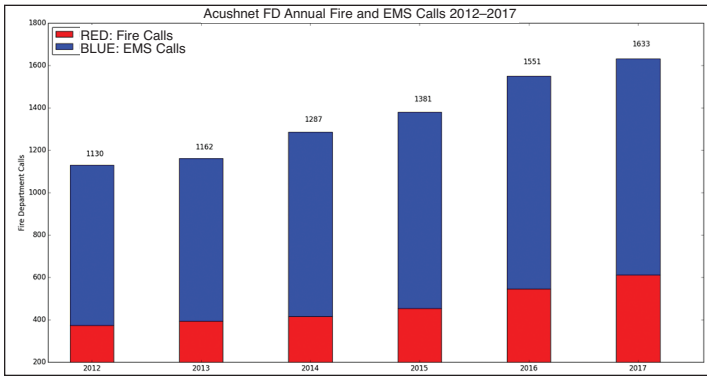
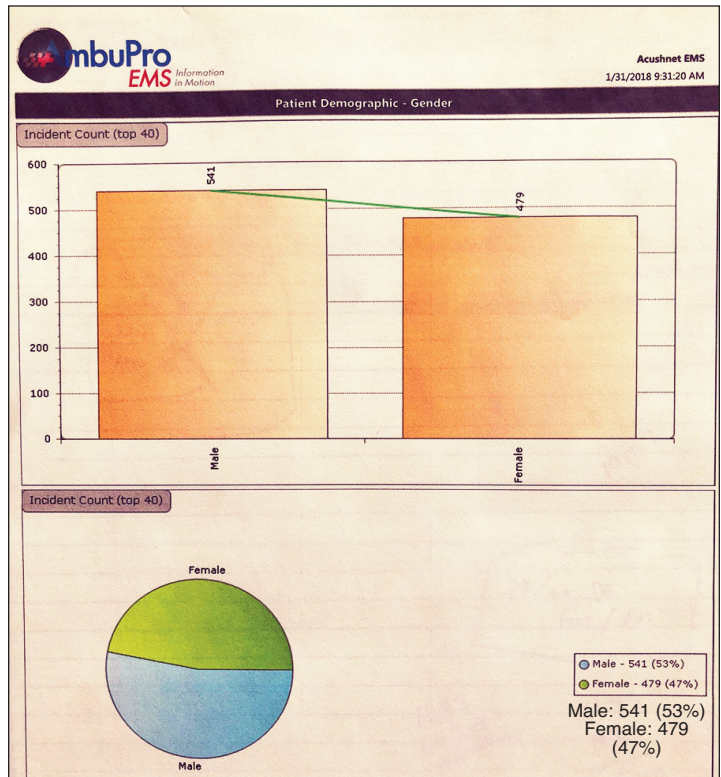
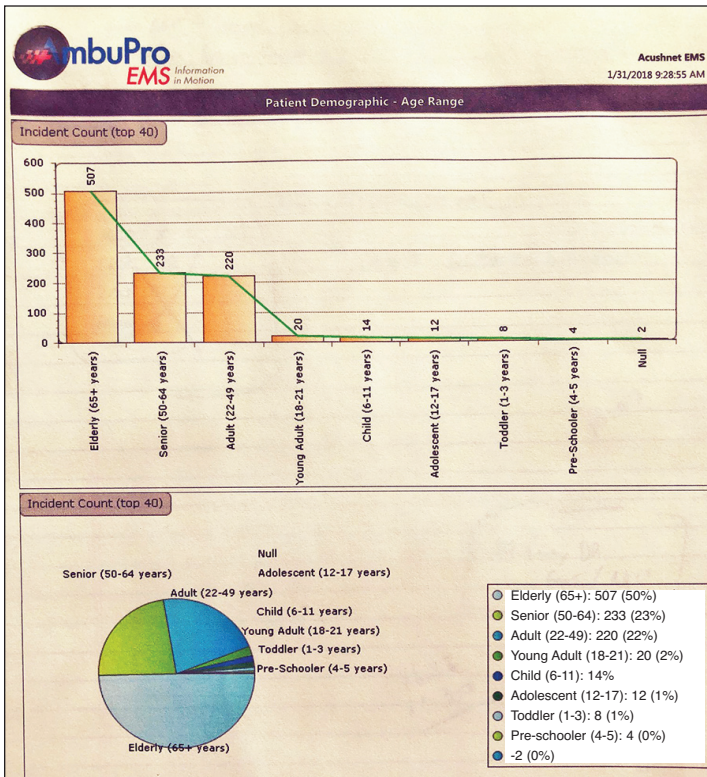


Acushnet Fire & EMS stats show big increases



ABOVE: This graph illustrates the steady increase in call volume experienced by the Acushnet Fire & EMS Department, with Fire and EMS calls up 45% in five years. ABOVE RIGHT, EMS MUTUAL AID GIVEN 2017: While outside ambulances came into Acushnet 64 times last year, our ambulances assisted surrounding communities at 74 medical emergencies. The reduction in assistance provided to New Bedford stems from their ability to be served by private ambulance services within their borders. EMS calls across the area are on the increase. These days it's taking multiple villages to address the need. BELOW RIGHT, EMS MUTUAL AID RECEIVED 2017: When Acushnet is unable to respond to a medical emergency, we request an ambulance from our partner communities. As you can see, the amount of outside ambulances coming into Acushnet increased by 40% between 2016 and 2017. The Rochester Fire Department was called in 3 times more in 2017 than in 2015! While we are thankful for the assistance, mutual aid ambulances mean a delay in initiating patient care (64 times last year). It is our goal to develop a plan to reduce this delay on behalf of the people we serve. *Graphs from Fire & EMS Facebook page.*



These graphs tell a very interesting story. Of the 1,021 EMS calls we received in Acushnet in 2017, 50% were for patients 65+ years old. When we factor in those considered "Seniors" (50-64 years old) the total jumps to 72% of our total calls. As our population continues to age, these numbers will inch upward. *Graphs from Fire & EMS Facebook page.*